



Podbase




Macbook Case print file guidelines



Print file size 4310 x 3010 px, 300dpi

Fill the entire print file size area but keep all important objects within the dashed line (safe print area).

Requirements

-  All print files must be saved in **.PNG** format.
-  All colours must be in **RGB** color scheme.
-  All raster graphics should be at least **150 dpi**.

Instructions

- 1** Open the Podbase **Macbook Case** template.
- 2** Place your artwork on the template and make sure that it fills the entire print area.
- 3** If you want you can add your logo on the bottom of the safe print area.
- 4** Save your print file. Go to **File - Save As**, choose the location and name of your file. Choose **.PNG** format.